

MEDIUM AND HIGH TEMPERATURE HOSE FOR TEMPERATURES UP TO +570°F



5.1.5

MASTER-CLIP ISO-SILICON

Material

inner hose wall: heat resistant impregnated glass fabric,
outer hose wall: silicon-coated glass fabric
external helix: galvanized steel

Applications

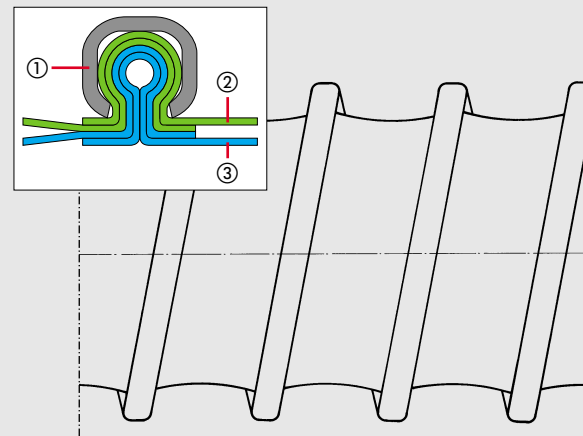
- hot air
- suction plants with improved extraction capacity
- vehicle construction
- engine construction
- aircraft industries
- defense industries
- general engineering
- low pressure applications

Properties

- very high temperature resistance
- flame resistant
- highly flexible
- extreme compressibility 1:4
- small bend radius
- good vacuum-resistance
- vibration resistant
- external steel helix protects against abrasion
- special clamping method guarantees high tensile strength between hose material and external helix

Construction

- ① external helix
- ② outer hose wall: silicon-coated glass fabric
- ③ inner hose wall: heat resistant impregnated glass fabric



Temperature Range

- -75°F up to +570°F
- intermittent to +625°F

Chem. Resistance

see resistance table register no. 15

Technical Data, custom designs and forms of delivery see back page



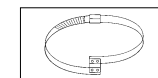
MASTER-CLIP ISO-SILICON

Dia. (in.)	Positive (in. w.c.)	Negative (in. w.c.)	*Bending radius (in.)	Weight (lbs./ft.)	Product code
2.0	342	128	1.20	0.2684	224-050-116
2.2	313	106	1.32	0.2684	224-055-116
2.4	273	89	1.44	0.3355	224-060-116
2.6	237	76	1.56	0.3355	224-065-116
2.8	213	64	1.68	0.3355	224-070-116
3.0	189	56	1.80	0.4026	224-075-116
3.2	173	50	1.92	0.4026	224-080-116
3.6	143	40	2.16	0.4026	224-090-116
4.0	121	32	2.40	0.4026	224-100-116
4.4	104	26	2.64	0.4697	224-110-116
4.8	90	22	2.88	0.4697	224-120-116
5.0	84	20	3.00	0.5368	224-125-116
5.2	79	19	3.12	0.5368	224-130-116
5.6	70	16	3.36	0.5368	224-140-116
6.0	63	14	3.60	0.6039	224-150-116
6.4	56	12	3.84	0.6039	224-160-116
6.8	51	11	4.08	0.6039	224-170-116
7.0	49	10	4.20	0.6710	224-175-116
7.2	47	10	4.32	0.6710	224-180-116
8.0	40	8	4.80	0.8052	224-200-116
8.6	35	7	6.04	0.8723	224-215-116
9.0	33	6	6.32	0.9394	224-225-116
10.0	28	5	7.00	1.0736	224-250-116
11.0	24	4	7.72	1.2749	224-275-116
12.0	21	4	8.40	1.4091	224-300-116
12.6	19	3	8.84	1.4091	224-315-116
13.0	18	3	9.12	1.4762	224-325-116
14.0	16	3	9.80	1.6775	224-350-116
15.0	14	2	10.52	1.9459	224-375-116
16.0	13	2	11.20	2.0801	224-400-116
18.0	11	2	14.40	2.4156	224-450-116
20.0	9	1	16.00	2.7511	224-500-116
22.0	8	1	17.60	3.0866	224-550-116
24.0	7	1	19.20	3.4221	224-600-116
28.0	6	1	22.40	4.0260	224-700-116
32.0	4	1	25.60	4.6299	224-800-116
36.0	4	1	28.80	5.2338	224-900-116

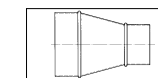
* Referring to the inner side of the elbow of hose.

The above mentioned data refers to an average and ambient temperature of 68°F. Subject to technical changes and color variations. Please refer to technical data sheet when selecting hose.

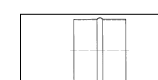
Installation and connection possibilities (see section no. 11 and 12):



CLIP-GRIP special hose clamp for MASTER-CLIP hoses



hose reducer, symmetrical



hose connector